

Ergosoft RIP Winter 2024 Release:

Performance, Simplicity, Automation.

We're excited to introduce the **Ergosoft RIP Winter 2024 Release**, designed to help you speed up job creation, streamline job releases, and automate even the most complex layouts and workflows. **Here's an overview of what's new:**

■ Faster Job Creation

Reduce errors and save time with the new Job Order Wizard. Using powerful JobPresets and an intuitive table view, even complex jobs require minimal input, or you can load entire job batches from your ERP/MIS system.

■ Streamlined Production: Scan & Print

Eliminate manual steps with the new Barcode Workflow. Instantly release print or cut jobs by scanning barcodes, bypassing manual software intervention.

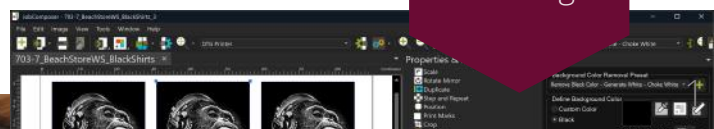
■ Next-Level Template Automation

Handle even the most intricate layouts effortlessly with enhanced template features, including new capabilities for Position Templates, Job Elements, Add-Ons, and Variable Data Templates.

■ Improved User Experience

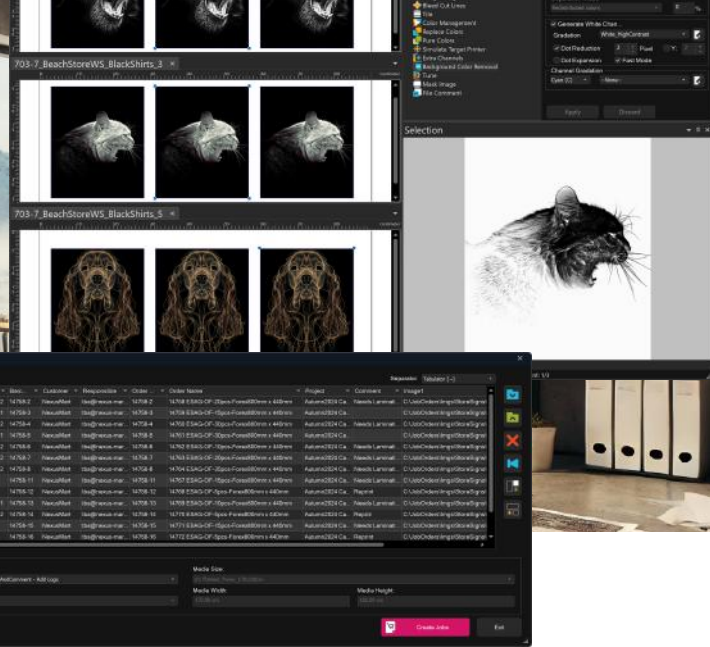
Work more efficiently with user-focused enhancements like quick print shortcuts, revamped job guides, an advanced info tooltip, and static object grouping.

Continue
Reading



Ergosoft RIP Winter 2024 Release:

Faster
Job
Creation



Introducing the Job Order Wizard

Unlock the power of efficiency with JobComposer's latest feature, Jobs from Orders, now available under the File menu. This innovative tool allows you to swiftly create multiple jobs by either manually entering all relevant details (job name, number of copies, barcode, order/customer information, and more) into the wizard's intuitive tabular interface, or by importing data from a CSV file typically exported from your ERP/MIS or other order systems.

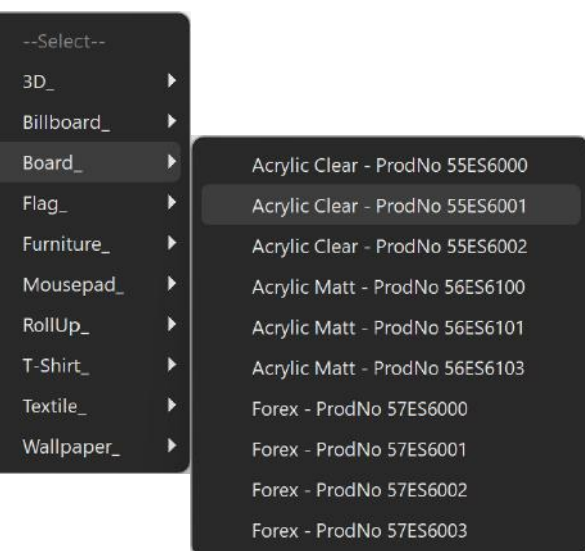
With the Job Order Wizard, you can also pre-define a comprehensive Composite JobPreset, that includes settings for Print/Cut Environment, superior Position Templates, Composite ImagePresets, and more. Further enhance your workflow by assigning images to each job. Alternatively, you can define a folder containing the images for a job. Once set, these images are automatically imported into their respective jobs, saving time and ensuring exactness.

Experience the future of job management with the Job Order Wizard – where efficiency meets innovation!

Streamline Your Workflow with Composite Presets

Effortlessly automate the creation of production-ready jobs with Ergosoft RIP's powerful Composite Presets. Our extensive and diverse preset options are designed to accelerate job creation and ensure consistency, even for the most intricate image editing or job preparation processing tasks.

With the ability to generate complete Composite JobPresets and ImagePresets directly from the context menu, you can quickly standardize your processes based on current settings. Plus, enjoy the added convenience of automatic grouping for your numerous predefined products via JobPresets and automated image processing scripts via ImagePresets, making your workflow smoother and more efficient.



Continue
Reading

Ergosoft RIP Winter 2024 Release:

Streamlined Production: Scan & Print



Introducing the Ergosoft Barcode Workflow

This innovative feature is now integrated into CutQueues and PrintQueues to streamline your operations like never before. Using e.g., BarcodeByte, multiple jobs can be released from Queues for cutting or printing by scanning QR codes on routing slips with the mobile app and the connected PC.

Key Features:

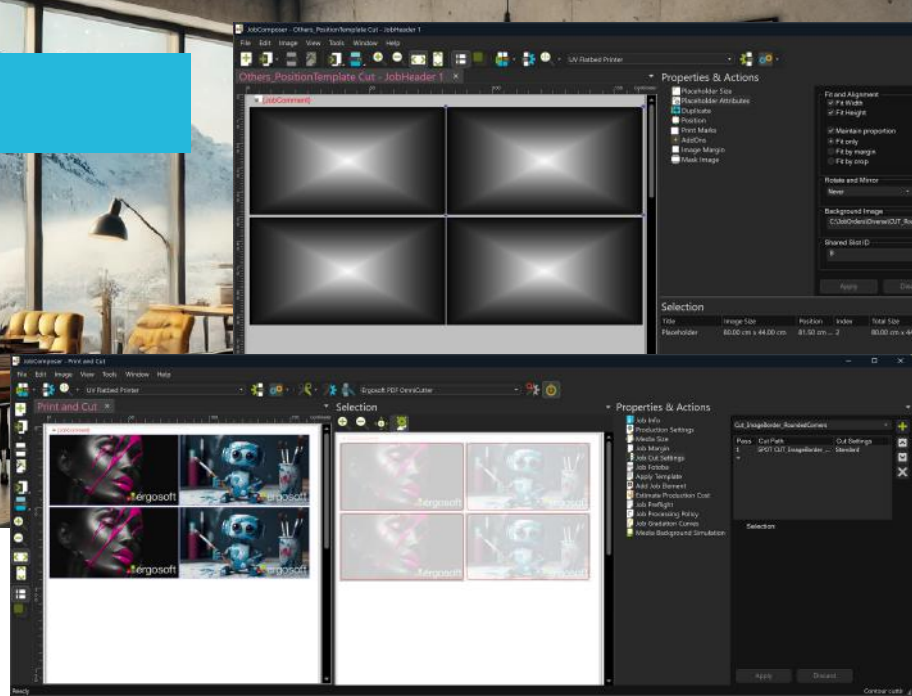
- **Activation:** Easily enable the workflow in the **Automation** > **Options**.
- **Modes:** Choose between two modes:
 - **Clipboard Mode:** Supports multiple jobs.
 - **Trigger File Mode:** Uses a CSV file.

How It Works:

- **Manual Job Start:** When set to Start Job Manually (yellow) mode, release single or multiple jobs for cutting or printing by scanning barcodes on prints or routing slips using the mobile app and connected PC.
- **Barcode Setup:** Define the barcode in the Job Properties tab Job Info, through the Jobs from Orders feature in JobComposer, or via Automation XML with/without the Automation API Connector.
- **Automatic Printing:** Utilize the Add Barcode job element (keyword {JobBarcode}) with various template functions and the Composite JobPreset to automatically print the trigger barcode on every job.
- **Open Automation Interface:** The Trigger File method serves as an open automation interface for third-party implementations.

Ergosoft RIP Winter 2024 Release:

Next-Level Template Automation



Our latest update brings a host of powerful enhancements to all various Template features, designed to streamline your workflow and elevate your design capabilities.

Here's what's new to Position Templates, Elements and Picture Templates (formerly Picture Package Templates), and Variable Data Templates:

Position Templates

Whether Position Templates are used in synergy with JobPresets or not, these new enhancements allow you to predefine positions and associated import rules for placeholders, in addition to newly supported static objects such as generated elements and images at the next level:

- **Shared Slot ID for Placeholders:** Automatically fill placeholders with the same image using a shared slot ID.
- **Image Add-ons Support:** Static images and placeholders now support image Add-ons for added flexibility.
- **Background Images for Placeholders:** Assign static backgrounds used to add a fixed cut path, border or more.
- **Predefined Job Elements:** Automate placement of barcodes, text objects, trimming marks, and more as static objects.
- **Static Images:** Include static images in Position Templates.
- **Grouping of Static Elements:** Include static image objects for contour-cut bounding boxes.
- **Enhanced Template Editor Mode:** Direct access to Add Job Elements, Print Marks, and Add-ons tabs for quicker editing.
- **Automatic Job Creation:** New jobs are created automatically when placeholders are filled.

Variable Data Template

The attribute configuration window now lets you add a number of copies to a table. This adds a column in the data grid for specifying the number of copies per data set, either directly or via CSV import.

Generated Image Add-ons

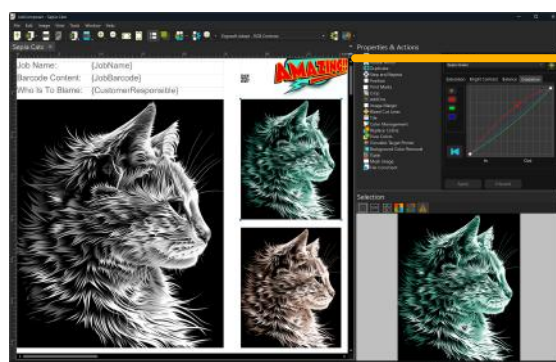
- **Enhanced Add-ons:** Caption, Label, and Barcode add-ons now support more {keywords} for automatic content generation, dynamically filled at print time. Visit Our Documentation Portal to see supported keywords.
- **User Element Add-on:** Formerly Company Logo, now optional rescaling with the image it's added to.
- **Invisible Drill Holes and Eyelets:** Activate the hide option to add markers as invisible paths, seamlessly integrated with the Cut module.




Elements and Picture Template

Introducing the extended Elements and Picture Template! Formerly the Picture Package, the enhanced functionality opens a variety of new applications, such as quickly adding a job header and more. The new features are:

- **Image Add-ons Support:** Static images and placeholders now support image Add-ons for added flexibility.
- **Background Images for Placeholders:** Assign static backgrounds used to add a fixed cut path, border or more
- **Predefined Job Elements:** Automate placement of barcodes, text objects, trimming marks, and more as static objects.
- **Grouping of Static Elements:** Include static image objects for contour-cut bounding boxes.
- **Enhanced Template Editor Mode:** Direct access to Add Job Elements, Print Marks, and Add-ons tabs for quicker editing.



Let's Add A Job Header!
 Job Name: Sepia Cats
 Content: Order V17 NOW
 Who Is To Blame: es.info@ergosoft.net

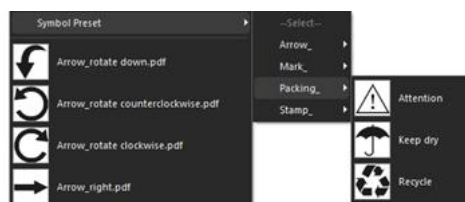


Generated Job Elements

- **Dynamic Job Elements:** Variable Text and Barcode elements now support numerous {keywords}, dynamically filled at print time. Visit Our Documentation Portal to see supported keywords.
- **Quick Ruler Generation:** Generate rulers (cm/inch) for total job length or user-defined size, and horizontal rulers for full job width or user-defined size.
- **Revamped Add Job Element Tab:** Now with enhanced features for managing custom presets of generated Job Elements, including direct editing, export, and import.
- **New Simple Shape Element:** Quickly create and customize circles, ellipses, rectangles, and rhomboids with fill, stroke color, and dash line options.

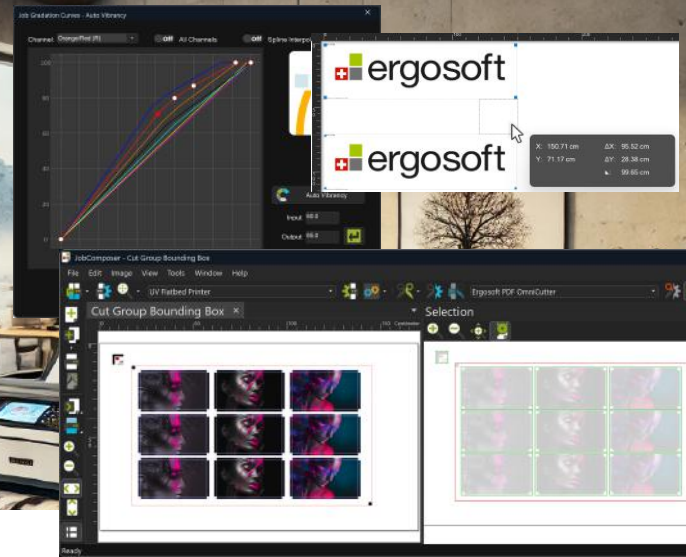
Symbol Libraries

The property & action tab *Add Job Element* comes with a new subsection called *Symbols*. With its preset capabilities it allows the user to quickly add either canned or custom symbol graphics onto a job.

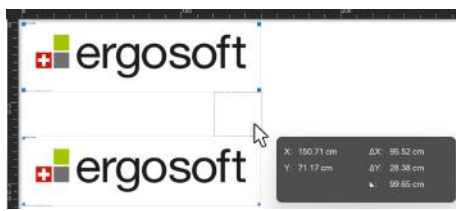


Ergosoft RIP Winter 2024 Release:

Improved User Experience



New Functionalities:



Handy Info Tooltip

- **Handy Info Tooltip:** Activate the new info tooltip with the I or Middle Mouse Button shortcuts to display the current X/Y cursor position and rectangle dimensions for precise measurements.

- **Revamped Job Guides:** New management dialogs for horizontal and vertical guides, accessible from the JobComposer's Edit menu. Easily add, delete, move, repeat, save/load presets, and reset guides.

- **Grouping of Static Objects in Templates:** Our latest update also supports the grouping of static images or generated elements within Templates. This feature is particularly useful for creating a bounding box around elements, which can be used for contour cutting.

- **Quick Print Shortcut:** Use the new CONTROL+SHIFT+P shortcut (or the menu entry in JobComposer > File) to send all open jobs to print with assigned Print Environments. Optional settings include Close all jobs after printing and Do not show print/cut dialogs.

- **Redesigned Job Properties:**

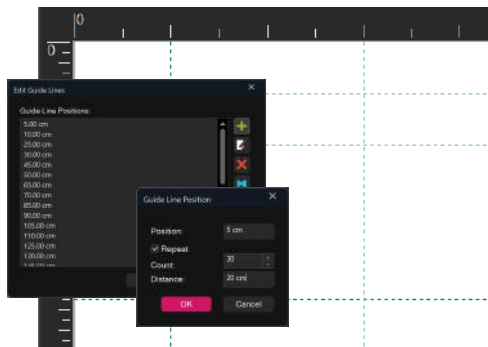
- **Consolidated Job Properties Tabs:** The Customer Info tab is now merged with the Job Info tab, and the Job Ink Control tab is renamed to Production Settings. This enhanced tab allows for overriding ink control settings, selecting/changing Print and Cut Environments, and predefining job copy settings.

- **Reordered Job Properties & Actions Tabs:** The default order now prioritizes Job Info and Production Settings for more efficient print production.

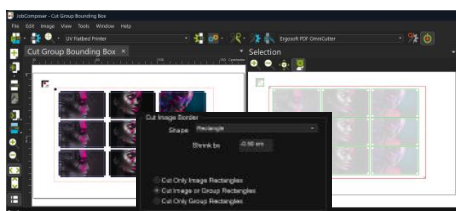
- **Updated Gradation Curves Dialogs:** The Job Gradation Curves and related dialogs have been redesigned for an overall improved user experience and better adaptability to HighDPI screens.

- **Recent Images Thumbnail List:** Automatically removes thumbnails of images that are no longer available, keeping your recent list clean and relevant.

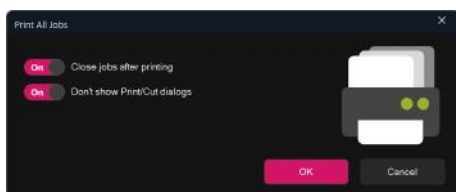
- **New Switch for Job Previews:** You can now choose between high-quality image snapshots or lower-quality thumbnails for job previews in Application Defaults > User Preferences. By default, high-quality snapshots are used, ensuring high-res previews in Queues, QueueManager, and generated previews of printer drivers.



Revamped Job Guides



Static Objects Grouping



Quick Print

Ergosoft RIP Winter 2024 Release:

Happy
Printing!



Access the Winter 2024 Release at No Extra Cost: If you have an active maintenance program, the Winter 2024 release is available to you at no extra cost.

To purchase Ergosoft RIP or update to the Ergosoft 17 2024 release, [contact us now](#).

Happy Printing,
Team Ergosoft

 **ergosoft**

www.ergosoft.net
es.info@ergosoft.net
©2024

About Ergosoft

Ergosoft is a leading provider of innovative software that meets the evolving needs of the digital printing industry.